

Series connections J, JC



General

Two or more pumps can be connected in series for pumping against high heads. Special series connections are available for pump models J 12 - J 604 (not JC 34).

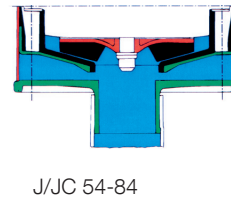
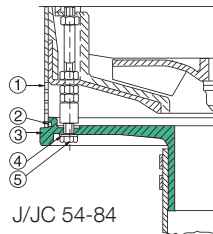
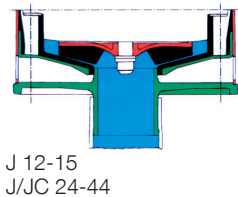
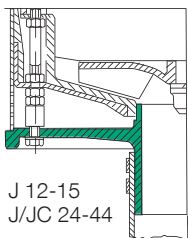
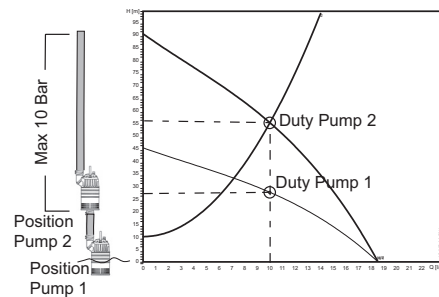

The series connections have a centre inlet for connection and the water is fed directly into the diffuser. The series connection replaces the bottom part on a pump and is mounted as shown in the figures below. With the few parts needed it is a quick and simple operation to install series connections on J-pumps.

Procedure

It is recommended to space the pumps at equal head intervals in order to distribute the counter on pressure evenly along the line, but two pumps may be mounted together in a tandem unit if necessary. Pressure classes on the hose/pipe equipment need to be considered if pumps are mounted together and the pressure must not exceed 10 bar out of series connected pumps.

The pumping capacity for a series arrangement is obtained by dividing the total head by the number of pumps in the chain and reading off the capacity for a single pump at this head.

ABSEL can be used to select and dimension pumps for series connections.

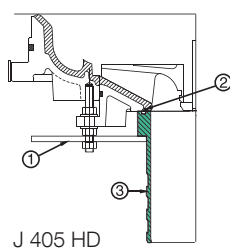
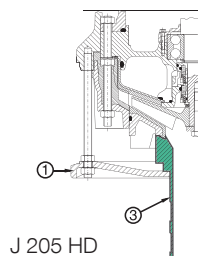
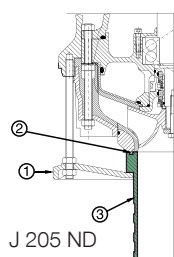


J 12 - J 15, J/JC 24 - J/JC 44

Description	J 12 - J 15	J/JC 24	J/JC 44
Series connection complete	31210026 (2")	31210038 (3")	31210029 (3")

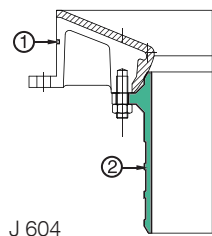
J/JC 54 - J/JC 84

Description	Pos. no	J 54 ND, LD, HD	J 84 ND, LD, HD 60 Hz JC 54 ND, LD, HD	JC 84 ND, LD, HD 60 Hz	J 84 HD 50 Hz 2-stage
Series connection complete incl. pos. 1-5		31210030 (3") 31210034 (4") 00831965 (6")	31210031 (3") 31210035 (4") 31210037 (6") (J84)	00831963 (3") 00831964 (4")	31210039 (3") 31210040 (4")
Outer casing (without strainer holes)	1	31010309	00833866	00831966	00833867
O-ring	2	11120863	11120863	11120863	11120863
Adapter	3	31210028 (3") 31210033 (4") 31210036 (6")	31210028 (3") 31210033 (4") 31210036 (6") (J84)	31210028 (3") 31210033 (4")	31210028 (3") 31210033 (4")
Nylon washer	4	11490040 x 6	11490040 x 6	11490040 x 6	11490040 x 6
Nut	5	11400055 x 6	11400055 x 6	11400055 x 6	11400055 x 6



J 205 - J 405

Description	Pos. no	J 205 ND	J 205 HD	J 405 HD
Series connection complete incl. pos. 1-3		00830340 (6" hose) 00830976 (6" BSP-thread) 00830977 (6" NPT-thread) 00830978 (6" ALVENIUS)	00830378 (4" hose) 00831849 (4" BSP-thread) 00831850 (4" NPT-thread)	00830341 (6" hose) 00831851 (6" BSP-thread) 00831852 (6" NPT-thread)
Bottom plate / bracket	1	00830986	00830985 (4" hose) 00831958 (4" BSP/NPT)	00830979
O-ring	2	11120890	-	11120890
Adapter	3	00830980 (6" hose) 00830981 (6" BSP-thread) 00830982 (6" NPT-thread) 00830983 (6" ALVENIUS)	00830984 (4" hose) 00831956 (4" BSP-thread) 00831957 (4" NPT-thread)	00830980 (6" hose) 00831959 (6" BSP-thread) 00831960 (6" NPT-thread)
Nut		-	-	11400014 x 6



J 604

Description	Pos. no	J 604 HD
Series connection complete incl. pos. 1-2		00831283 (8")
Wearing	1	00831284
Adapter	2	00831285