


Flow Equipment

## BE process pumps modular system



# True modularity pays off

The BE modular system gives you the flexibility to reduce both downtime and total lifecycle costs. It means fewer components, fewer spare parts and greater opportunities - like speedy exchanges, easier upgrades and simpler, less time-consuming maintenance.

## High efficiency modular system

Each BE process pump is custom-made to suit our customers need and specification. It might seem as an impossible task to minimize the spare parts stock and still have high end products specially suited for a single application. To solve this task, Sulzer has developed the markets most efficient modular system.

## Bearing assembly

The heart of modular system is the bearing assembly. Sulzer series BE has six bearing assembly sizes, 1G-6G, which covers 39 pump sizes. The bearing assembly is grease or oil lubricated.

## Seal

To suit every customer demand there is a wide range of different seal arrangements available in the BE modular system. The PSI cartridge can be fitted with any DIN-mounted single mechanical seal, regardless of supplier. The range covers single mechanical seals, double mechanical seals, dynamic seals and gland packings. All seal solutions utilize the same casing cover except for the dynamic seal.

## Lantern


The lantern is separated from the bearing assembly and hereby reduces the amount of spares on stock.

## Impellers

The process pump series BE is designed to handle up to four different type of impellers in the same casing. By exchanging the existing impeller the pump can be transformed to a special duty pump for a wide application area.

## Your benefits

- With BE process pumps modular system you can reduce your spare parts inventory by up to 30% – without compromising availability.
- By using this modular system you can reduce the number of bearing assemblies by 2/3.
- Common design saves valuable time, while reducing the risk of mistakes.
- High interchangeability to meet exact specifications for a particular position in the process.
- Easier training and servicing thanks to fewer spare parts.



# Bearing assembly 1G-2G



Pump type	Pump casing	Wear disc	Impeller	Pump cover	Lantern	Bearing assembly
BE 103-0220	ISO ANSI JIS		Vortex			
BE 105-0320	ISO ANSI JIS		Semi-open			1G
BE 106-0420	ISO ANSI JIS		Semi-open	Std.	Std.	
BE 108-0520	ISO ANSI JIS		Semi-open			
BE 210-0620	ISO ANSI JIS	Std.	Semi-open			2G
BE 210-0820	ISO ANSI JIS	Std.	Semi-open	Std.	Std.	
BE 205-0325	ISO ANSI JIS	Std.	Semi-open			
BE 206-0425	ISO ANSI JIS	Std.	Semi-open			
BE 208-0525	ISO ANSI JIS	Std.	Semi-open	Std.	Std.	
BE 210-0625	ISO ANSI JIS	Std.	Semi-open			
BE 210-0825	ISO ANSI JIS	Std. Groove	Semi-open Vortex			
BE 206-0432	ISO ANSI JIS	Std.	Semi-open			2G
BE 208-0532	ISO ANSI JIS	Std.	Semi-open	Std.	Std.	

# Bearing assembly 3G

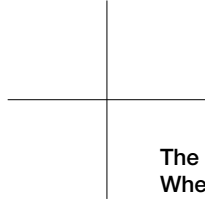


Pump type	Pump casing	Wear disc	Impeller	Pump cover	Lantern	Bearing assembly
BE 315-1025	ISO ANSI JIS	Std.	Semi-open			
BE 315-1525	ISO ANSI JIS	Std. Groove	Semi-open ESDF Vortex	Std.	Std.	
BE 320-1525	ISO ANSI JIS	Std.				
BE 320-2025	ISO ANSI JIS	Std. Groove	Semi-open ESDF Vortex			
BE 310-0632	ISO ANSI JIS	Std.	Semi-open			
BE 315-0832	ISO ANSI JIS	Std.	Semi-open			
BE 315-1032	ISO ANSI JIS	Std. Groove	Semi-open ESDF 3-vane Vortex			
BE 320-1532	ISO ANSI JIS	Std. Groove	Semi-open 3-vane	Std.	Std.	3G
BE 325-1532	ISO ANSI JIS	Std. Groove	Semi-open ESDF 3-vane Vortex			
BE 325-2032	ISO ANSI JIS	Std. Groove	Semi-open 3-vane			
BE 325-2532	ISO ANSI JIS	Std. Groove	Semi-open ESDF 3-vane Vortex			
BE 315-0840	ISO ANSI JIS	Std.	Semi-open			
BE 320-1040	ISO ANSI JIS	Std. Groove	Semi-open 3-vane	Std.	Std.	
BE 320-1540	ISO ANSI JIS	Std. Groove	Semi-open ESDF 3-vane Vortex			

# Bearing assembly 4G-6G



Pump type	Pump casing	Wear disc	Impeller	Pump cover	Lantern	Bearing assembly
BE 420-1540	ISO ANSI JIS	Std. Groove	Semi-open ESDF 3-vane			
BE 425-2040	ISO ANSI JIS	Std. Groove	Semi-open ESDF 3-vane	Std.	Std.	
BE 430-2540	ISO ANSI JIS	Std. Groove	Semi-open ESDF 3-vane			4G
BE 435-3040	ISO ANSI JIS	Std. Groove	Semi-open ESDF 3-vane			
BE 425-2048	ISO ANSI JIS	Std.	Semi-open	Std.	Std.	
BE 440-3548	ISO ANSI JIS	Std.	Semi-open ESDF			
BE 530-2560	ISO ANSI JIS	Std. Groove	Semi-open 3-vane	Std.	Std.	
BE 535-3060	ISO ANSI JIS	Std. Groove	Semi-open 3-vane			
BE 550-4060	ISO ANSI JIS	Std. B hyd.	Semi-open B hyd.	Std.	Std.	5G
BE 550-5060	ISO ANSI JIS	Std. B hyd.	Semi-open ESDF B hyd.			
BE 525-1567	ISO ANSI JIS	Std.	Semi-open	Std.	Std.	
BE 660-6067	ISO ANSI JIS	Std. B hyd.	Semi-open ESDF B hyd.	Std.	Std.	6G



**The Sulzer Flow Equipment division keeps your processes flowing. Wherever fluids are treated, pumped, or mixed, we deliver highly innovative and reliable solutions for the most demanding applications.**

---

The Flow Equipment division specializes in pumping solutions specifically engineered for the processes of our customers. We provide pumps, agitators, compressors, grinders, screens and filters developed through intensive research and development in fluid dynamics and advanced materials. We are a market leader in pumping solutions for water, oil and gas, power, chemicals and most industrial segments.

---

E10155 en 1.2023, Copyright © Sulzer Ltd 2023

This brochure is a general presentation. It does not provide any warranty or guarantee of any kind. Please, contact us for a description of the warranties and guarantees offered with our products. Directions for use and safety will be given separately. All information herein is subject to change without notice.

