

BlueLinQ AO-6 module (CA 841)

BlueLinQ AO-6 is an output expansion module for the BlueLinQ Pro concept and does not work stand alone.






BlueLinQ AO-6 allows for connection of up to 6 analog outputs (4 – 20 mA) with a resolution of 0.01 mA.

The unit is connected to the system via a field bus. The field bus connection is achieved by means of a back-plane DIN rail solution, which is also used to power the individual modules.



Technical specifications

Description

Ambient operating temperature	-20 to +50 °C (-4 to +122 °F)		
Ambient storage temperature	-30 to +80 °C (-22 to +176 °F)		
Mounting	DIN rail 35 mm (1.378 inch)		
Degree of protection	IP20		
Housing material	Polyamide, UL 94 V-0		
Dimension W x H x D	17.6 x 99 x 113.65 mm (3.90 x 0.69 x 4.74 inch)		
Humidity	0-95 % RH non-condensing		
Power and Field Bus connection	Back-Plane DIN Rail connection		
Power supply	10-30 VDC, Device is supplied by Class 2, SELV, Limited Energy Source.		
Power consumption	<5 W		
Installation category	CAT I		
Pollution degree	2		
Number of channels	6		
Output range	4 – 20 mA		
Resolution	0.01 mA		
Power/Bus connectivity indicator	Dual color LED: Steady red = Offline. Flashing red = Comms error. Steady green = Connected. Flashing Green = Waiting to connect.		
Channel indicator	LED state	Off	On
	Channel state	Aout < 3.6 mA or Aout > 21.6 mA	3.6 mA ≤ Aout ≤ 21.6 mA
Max. Altitude	2000 m (6560 ft)		
Compliance	    		

[sulzer.com](https://www.sulzer.com)

BlueLinQ AO-6 module (CA 841) en 04.2024, Copyright © Sulzer Ltd 2024

This data sheet is a general product presentation. It does not provide a warranty or guarantee of any kind. Please contact us for a description of the warranties and guarantees offered with our products. Directions for use and safety will be given separately. All information herein is subject to change without notice.