



Pumps and pumping systems

---

# Submersible dewatering pumps

---

In the real world time is money, and worksites have no time for unwanted water. Sulzer has the solutions in a complete pump range for reliable dewatering. [sulzer.com/dewatering](https://www.sulzer.com/dewatering)





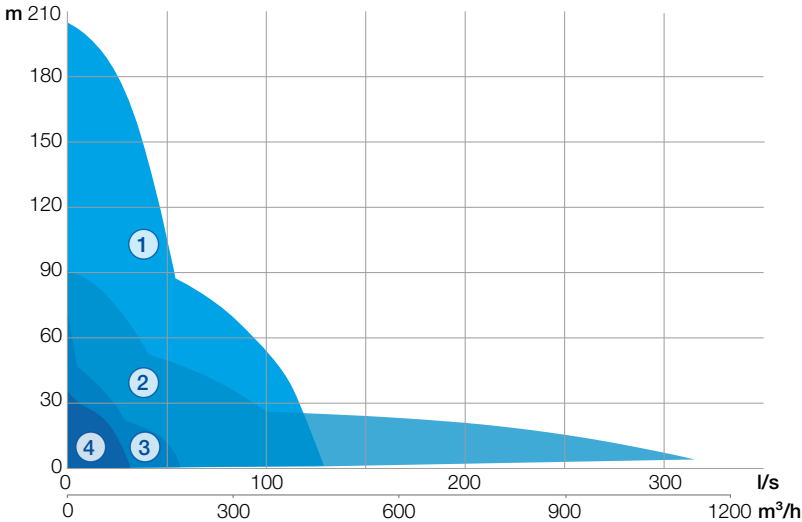
# Dewatering solutions for the real world

This brochure is an overview of Sulzer's submersible dewatering pumps, which are the result of more than 50 years of technical and real-world experience. Each pump type is presented with its key features, as well as dimensions, performance curves and the most important technical data for specific pump models.

Whether you work in mining, tunneling or construction, the pumps here are your best insurance against water-related downtime. From purchasing to service, you can turn to us for dewatering solutions that make a difference in the real world.

## Performance range 50 Hz

Sulzer's complete range of submersible dewatering pumps provides reliable solutions for all major dewatering needs.



- ① XJ 900
- ② J 205 - J 604
- ③ J 4 - J 7, J 12 - J 15, JC 34, XJ 25 - XJ 110, XJC 50 - XJC 110
- ④ JS 4 - JS 8, JS 12 - JS 15, XJS 25 - XJS 110

# Submersible drainage pump J

Submersible drainage pump J is suitable for pumping water and dirty water mixed with light abrasives. The low weight and compact design makes for convenient transport, handling and installation.

## 1 Easy start

A built-in contactor connected to the thermal sensors in the stator windings protects the motor from overheating and features an automatic restart function.

J 4 and J 7 are equipped for immediate plug-in with automatic level control start as standard and offer efficient dry-running protection.

## 2 Wear resistance

An impeller in white cast iron with a full upper shroud and adjustable wear parts coated in nitrile rubber ensure high abrasion resistance. J 4 and J 7 in ductile iron.

## 3 Reliable operation

A double mechanical shaft seal in an oil bath, with primary and secondary seal surfaces in silicon carbide, extends the life of the pump. A double outer casing and good heat convection enable the pump to operate continuously at low levels – or even run dry without damaging the motor.

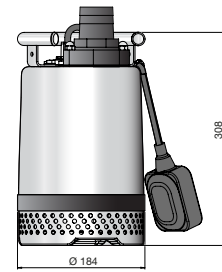
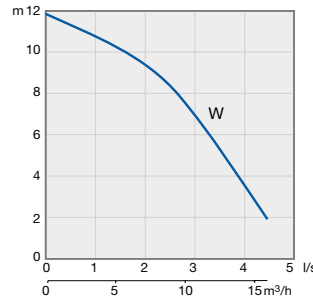
## 4 Serviceability

Due to the modular design, the same parts can be used for different pumps, which lowers the overall service costs. An adjustable diffuser ensures proper clearance throughout the impeller lifetime. By removing the top cover of the pump, the electrical junction area can easily be checked.



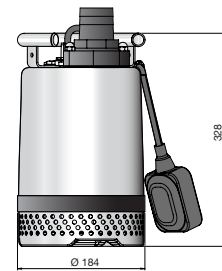
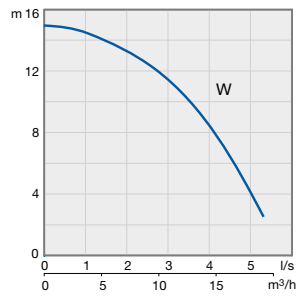
## Submersible drainage pump J 4

|                       |                                       |
|-----------------------|---------------------------------------|
| <b>J 4 W</b>          | <b>1-phase</b>                        |
| Motor rating P2       | 0.45 kW, 1~                           |
| Voltage (V)           | 230                                   |
| Full load (A)         | 3                                     |
| Speed                 | 2'850 rpm                             |
| Strainer hole         | 6 mm                                  |
| Discharge connections | Hose 2"<br>Thread G/BSP 2"<br>Storz C |
| Weight (excl. cable)  | 15.3 kg                               |
| Motor protection      | Built-in                              |
| Electric cable        | 10 m                                  |



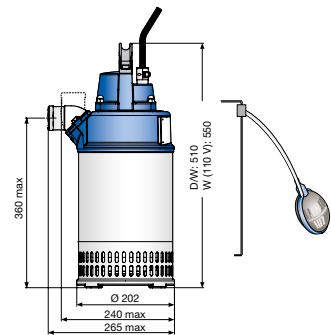
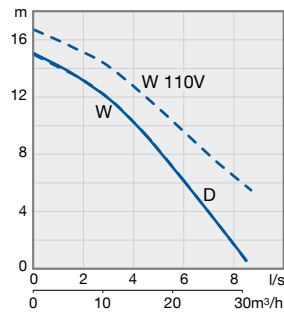
## Submersible drainage pump J 7

|                       |                                       |
|-----------------------|---------------------------------------|
| <b>J 7 W</b>          | <b>1-phase</b>                        |
| Motor rating P2       | 0.75 kW, 1~                           |
| Voltage (V)           | 230                                   |
| Full load (A)         | 5                                     |
| Speed                 | 2'850 rpm                             |
| Strainer hole         | 6 mm                                  |
| Discharge connections | Hose 2"<br>Thread G/BSP 2"<br>Storz C |
| Weight (excl. cable)  | 17.3 kg                               |
| Motor protection      | Built-in                              |
| Electric cable        | 10 m                                  |



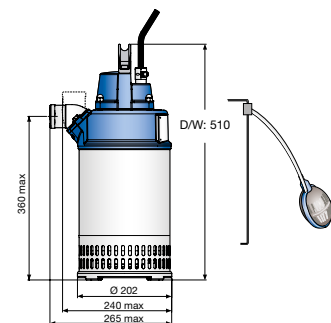
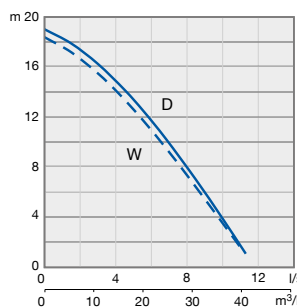
## Submersible drainage pump J 12

|                          |                |   |                 |
|--------------------------|----------------|---|-----------------|
| <b>J 12 W/J 12 WKS*</b>  | <b>1-phase</b> |   | <b>3-phase</b>  |
| <b>J 12 D/J 12 DKS**</b> |                |   |                 |
| Motor rating P2          | 230 V          | 0.9 kW, 1~  | 0.9 kW, 3~      |
|                          | 110 V          | 1.4 kW, 1~  |                 |
| Voltage (V)              |                | 110 / 230   | 230 / 400 / 500 |
| Full load (A)            |                | 12.7 / 5.9  | 3.8 / 2.2 / 1.8 |
| Speed                    | 230 V          | 2'770 rpm   | 2'770 rpm       |
|                          | 110 V          | 2'825 rpm   |                 |
| Strainer hole            |                | 6.5 x 22 mm                                       |                 |
| Discharge connections    |                | Hose 1½", 2", 2½", 3"<br>Thread G/BSP 2", 2½", 3" |                 |
| Weight (excl. cable)     |                | 19 kg (W), 18 kg (D)                              |                 |
| Motor protection         |                | Built-in  |                 |
| Electric cable           |                | 20 m  |                 |



## Submersible drainage pump J 15

|                          |   |  |                 |
|--------------------------|---|--|-----------------|
| <b>J 15 W/J 15 WKS*</b>  | <b>1-phase</b>                                    |  | <b>3-phase</b>  |
| <b>J 15 D/J 15 DKS**</b> |   |  |                 |
| Motor rating P2          | 1.4 kW, 1~  |  | 1.4 kW, 3~      |
| Voltage (V)              | 230   |  | 230 / 400 / 500 |
| Full load (A)            | 9.4   |  | 5.2 / 3.1 / 2.4 |
| Speed                    | 2'720 rpm   |  | 2'800 rpm       |
| Strainer hole            | 6.5 x 22 mm                                       |  |                 |
| Discharge connections    | Hose 1½", 2", 2½", 3"<br>Thread G/BSP 2", 2½", 3" |  |                 |
| Weight (excl. cable)     | 21 kg (W), 19 kg (D)                              |  |                 |
| Motor protection         | Built-in  |  |                 |
| Electric cable           | 20 m  |  |                 |



\* Built-in float switch available as option.

\*\* KS version not available in 500 V.

# Submersible drainage pump XJ

Submersible drainage pump XJ is excellent for pumping water and dirty water mixed with light abrasives. The slim design makes the pump easy to move and easy to handle.

## 1 Easy and fail-safe starting

Instead of a built-in contactor, an optional AquaTronic unit can be used. The AquaTronic unit compensates for incorrect phase order, which ensures correct motor rotation every time. (Additional AquaTronic functions for electronic supervision are explained on pages 18-21.)

## 2 Wear resistance

An impeller and wear ring in white cast iron, as well as diffusers coated in oil-resistant nitrile rubber, provide high abrasion resistance.

## 3 Reliable operation

Double mechanical shaft seals in an oil bath, with primary seal surfaces in silicon carbide and secondary seal surfaces in silicon carbide on carbon, extend the life of the pump. A double cable-entry seal system increases the protection against moisture entering the electrical junction area. A double outer casing and good heat convection enable the pump to operate continuously at low levels – or even run dry without damaging the motor.

## 4 Serviceability

Due to the modular design, the same parts can be used for different pumps, which lowers the overall service costs. The adjustable wear ring ensures proper clearance throughout the impeller lifetime. External inspection ports for the oil and motor chambers enable quick and easy evaluation of the shaft seal during service. By removing the top cover of the pump, the electrical junction area can easily be checked.

## 5 Less energy and environmental impact

The high-efficiency motor and new hydraulics combine with low-friction bearings to reduce power losses. The result is low total energy costs and minimized carbon footprint.

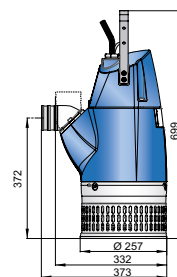
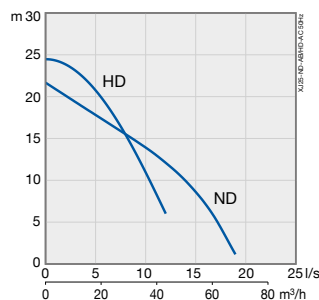
## 6 Flexibility

Conversion between high-volume and high-head hydraulics is managed with only a few parts, ensuring the right performance for the application.



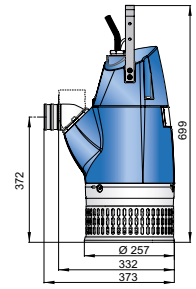
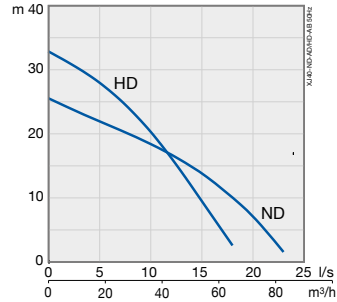
## Submersible drainage pump XJ 25

|                       |  |
|-----------------------|--|
| <b>XJ 25 ND*</b>      | <b>Medium head</b>                           |
| <b>XJ 25 HD*</b>      | <b>High head</b>                             |
| Motor rating P2       | 2.5 kW, 3~                                   |
| Voltage (V)           | 230 / 400 / 500-550 / 690 / 1'000            |
| Full load (A)         | 8.8 / 5.1 / 4.3 / 2.9 / 2.0                  |
| Speed                 | 2'920 rpm                                    |
| Strainer hole         | 7.5 x 22 mm                                  |
| Discharge connections | Hose 2½", 3", 4"<br>Thread G/BSP 2½", 3", 4" |
| Weight (excl. cable)  | 39 kg  |
| Motor protection      | Built-in                                     |
| Electric cable        | 20 m   |



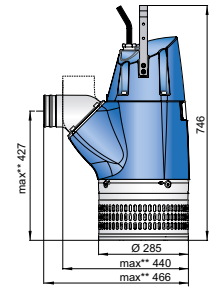
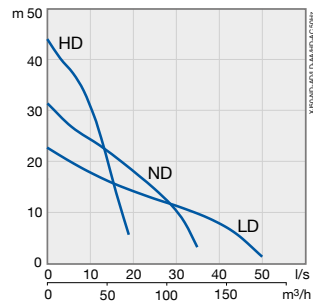
## Submersible drainage pump XJ 40

|                       |  |
|-----------------------|--|
| <b>XJ 40 ND*</b>      | <b>Medium head</b>                           |
| <b>XJ 40 HD*</b>      | <b>High head</b>                             |
| Motor rating P2       | 3.7 kW, 3~                                   |
| Voltage (V)           | 230 / 400 / 500-550 / 690 / 1'000            |
| Full load (A)         | 13.2 / 7.6 / 6.1 / 4.4 / 3.0                 |
| Speed                 | 2'860 rpm                                    |
| Strainer hole         | 7.5 x 22 mm                                  |
| Discharge connections | Hose 2½", 3", 4"<br>Thread G/BSP 2½", 3", 4" |
| Weight (excl. cable)  | 42 kg  |
| Motor protection      | Built-in                                     |
| Electric cable        | 20 m   |



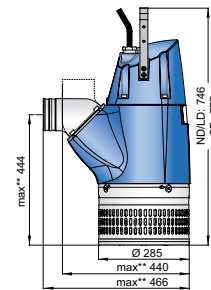
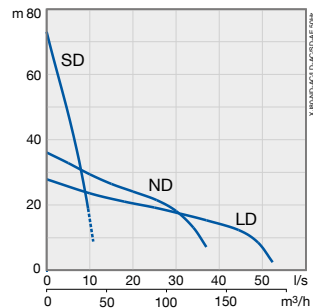
## Submersible drainage pump XJ 50

|                       |  |
|-----------------------|--|
| <b>XJ 50 ND*</b>      | <b>Medium head</b>                         |
| <b>XJ 50 LD*</b>      | <b>High flow</b>                           |
| <b>XJ 50 HD*</b>      | <b>High head</b>                           |
| Motor rating P2       | 5.6 kW, 3~                                 |
| Voltage (V)           | 230 / 400 / 500-550 / 690 / 1'000          |
| Full load (A)         | 19.7 / 11.3 / 9.0-10.8 / 6.6 / 4.5         |
| Speed                 | 2'930 rpm                                  |
| Strainer hole         | 7.5 x 22 mm                                |
| Discharge connections | Hose 3", 4", 6"<br>Thread G/BSP 3", 4", 6" |
| Weight (excl. cable)  | 59 kg                                      |
| Motor protection      | Built-in                                   |
| Electric cable        | 20 m                                       |



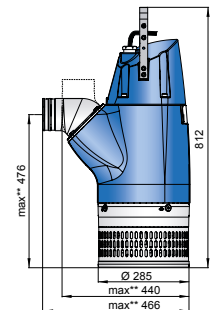
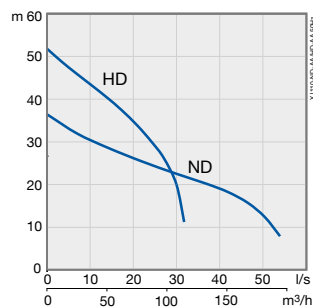
## Submersible drainage pump XJ 80

|                       |  |
|-----------------------|--|
| <b>XJ 80 ND*</b>      | <b>Medium head</b>                         |
| <b>XJ 80 LD*</b>      | <b>High flow</b>                           |
| <b>XJ 80 SD*</b>      | <b>High head</b>                           |
| Motor rating P2       | 8.3 kW, 3~                                 |
| Voltage (V)           | 230 / 400 / 500-550 / 690 / 1'000          |
| Full load (A)         | 27.8 / 16 / 13.8 / 9.3 / 6.4               |
| Speed                 | 2'920 rpm                                  |
| Strainer hole         | 7.5 x 22 mm                                |
| Discharge connections | Hose 3", 4", 6"<br>Thread G/BSP 3", 4", 6" |
| Weight (excl. cable)  | 63 kg (ND/LD), 78 kg (SD)                  |
| Motor protection      | Built-in                                   |
| Electric cable        | 20 m                                       |



## Submersible drainage pump XJ 110

|                       |  |
|-----------------------|--|
| <b>XJ 110 ND*</b>     | <b>Medium head</b>                         |
| <b>XJ 110 HD*</b>     | <b>High head</b>                           |
| Motor rating P2       | 11.8 kW, 3~                                |
| Voltage (V)           | 230 / 400 / 500-550 / 690 / 1'000          |
| Full load (A)         | 37.4 / 21.5 / 17.2 / 12.5 / 8.6            |
| Speed                 | 2'920 rpm                                  |
| Strainer hole         | 7.5 x 22 mm                                |
| Discharge connections | Hose 3", 4", 6"<br>Thread G/BSP 3", 4", 6" |
| Weight (excl. cable)  | 81 kg                                      |
| Motor protection      | Built-in                                   |
| Electric cable        | 20 m                                       |



\* Option: AquaTronic, built-in electronic pump control.

\*\* Max measurement based on largest discharge size.

# Submersible drainage pump J

Submersible drainage pump J is suitable for pumping water and dirty water mixed with light abrasives. The pump design enables convenient transport, handling and installation.

## 1 Easy to start

Pump J 205 has a built-in contactor connected to the thermal sensors in the stator windings, which protects the motor from overheating and features an automatic restart function. Pumps J 405 and J 604 have thermal sensors in the stator windings that protect the motor from overheating by means of an external control panel.

## 2 Wear resistance

Abrasive-resistant impellers, combined with diffusers and wear rings coated in oil-resistant nitrile rubber, provide extended pump life in tough applications.

## 3 Reliable operation


Double mechanical shaft seals in an oil bath, with primary seal surfaces in silicon carbide, extend the life of the pump. In pumps J 205 and J 405, the primary and secondary seals comprise an easy-to-replace seal cartridge. A double outer casing and good heat convection enable the pump to operate continuously at low levels – or even run dry without damaging the motor.

## 4 Serviceability

External inspection ports for the oil and motor chambers enable quick and easy evaluation of the shaft seal during service. By removing the top cover of the pump, the electrical junction area can easily be checked. The adjustable wear ring ensures proper clearance throughout the impeller lifetime.

## 5 Flexibility

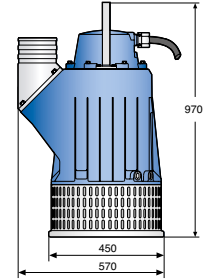
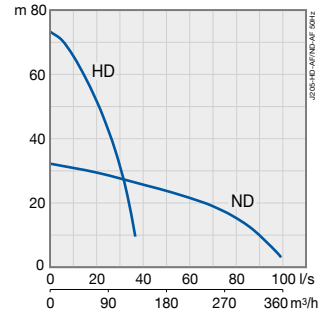
Conversion between high-volume and high-head hydraulics is managed with only a few parts, ensuring the right performance for the application.





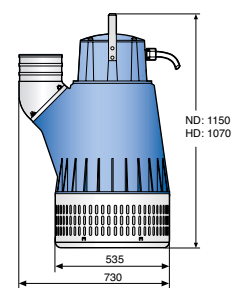
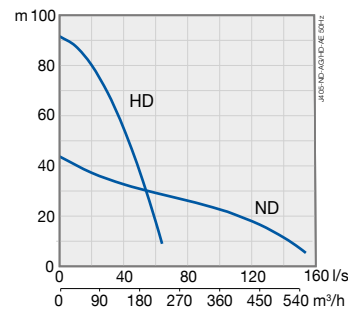
## Submersible drainage pump J 205

|                       |  |
|-----------------------|--|
| <b>J 205 ND</b>       | <b>Medium head</b>                         |
| <b>J 205 HD</b>       | <b>High head</b>                           |
| Motor rating P2       | 21 kW, 3~                                  |
| Voltage (V)           | 230 / 400 / 500-550 / 690 / 1'000          |
| Full load (A)         | 68 / 39 / 31.2 / 23 / 16                   |
| Speed                 | 2'910 rpm                                  |
| Strainer hole         | 8 x 34 mm                                  |
| Discharge connections | Hose 4", 6", 8"<br>Thread G/BSP 4", 6", 8" |
| Weight (excl. cable)  | 155 kg                                     |
| Motor protection      | Built-in                                   |
| Electric cable        | 20 m                                       |



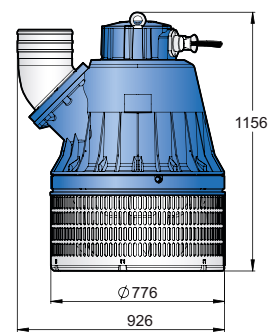
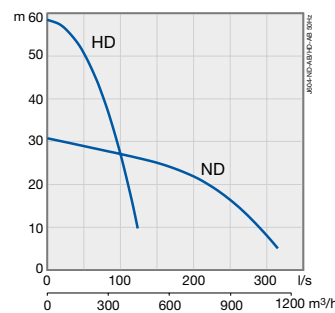
## Submersible drainage pump J 405

|                       |  |
|-----------------------|--|
| <b>J 405 ND</b>       | <b>Medium head</b>                         |
| <b>J 405 HD</b>       | <b>High head</b>                           |
| Motor rating P2       | 35 kW, 3~                                  |
| Voltage (V)           | 400 / 500 / 690 / 1'000                    |
| Full load (A)         | 66.5 / 53 / 39 / 27                        |
| Speed                 | 2'941 rpm                                  |
| Strainer hole         | 8 x 34 mm                                  |
| Discharge connections | Hose 4", 6", 8"<br>Thread G/BSP 4", 6", 8" |
| Weight (excl. cable)  | 270 kg                                     |
| Motor protection      | Thermal overload sensors                   |
| Electric cable        | 20 m                                       |



## Submersible drainage pump J 604

|                       |   |
|-----------------------|---|
| <b>J 604 ND</b>       | <b>Medium head</b>                      |
| <b>J 604 HD</b>       | <b>High head</b>                        |
| Motor rating P2       | 56 kW, 3~                               |
| Voltage (V)           | 230 / 400 / 500-550 / 690 / 1'000       |
| Full load (A)         | 184 / 106 / 84 / 61 / 42                |
| Speed                 | 1'450 rpm                               |
| Strainer hole         | 12 x 60 mm                              |
| Discharge connections | Hose 6", 8", 10"<br>Thread G/BSP 6", 8" |
| Weight (excl. cable)  | 525 kg                                  |
| Motor protection      | Thermal overload sensors                |
| Electric cable        | 20 m                                    |



# Submersible drainage pump XJ 900

Submersible drainage pump XJ is designed for difficult application environments with abrasives and small solids. The innovative design allows for easy conversion from high head to high flow.

## 1 Easy conversion from ND to HD

The pump is fitted with impellers and diffusers for both HD and ND versions. When connected in series they give high head and when connected in parallel they give high volume. This gives fewer parts and a simplified conversion from ND to HD.

## 2 Wear resistance for long life

Impellers and flow elbows in white cast iron together with rubber coated volutes ensure a long lifetime and high efficiency. The impellers are built back to back together with double exit volutes which gives low axial forces and secures long bearing life.

## 3 Reliable operation

Strong cast iron construction with outer casing gives good cooling and enables the pump to run all the way until the water level reaches the strainer. Double mechanical seals with silicon carbide surface give extended service life.

## 4 Built-in motor protection

Bimetal thermal switches or Pt100 sensors in stator windings are used to protect the motor from overheating. Moisture sensors are used in the oil chamber, the motor chamber and in the connection chamber to signal the ingress of moisture into the motor. An additional monitoring option for Pt100 sensors in bearings for temperature measurement provides an added level of protection.

## 5 Serviceability

External inspection ports for the oil and the motor chambers enable quick and easy evaluation of the shaft seal during service. The electrical installation can be easily checked by removing the inspection cover of the pump.



## 6 Reduced environmental impact

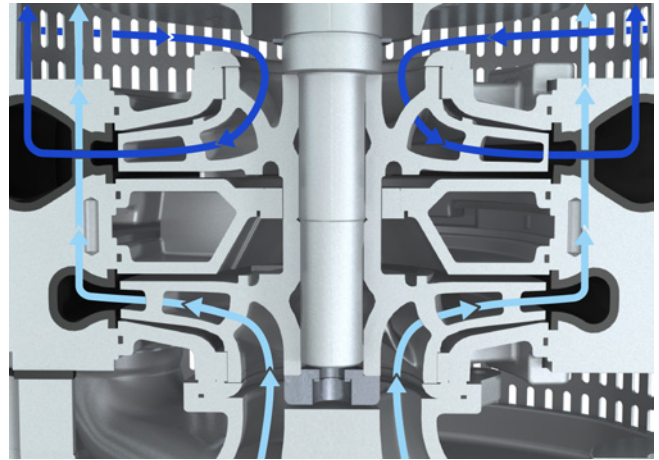
The high-efficiency IE3 motor and the new hydraulics combined with low-friction bearings reduce power losses and extend stator life. The result is low total energy costs and minimized carbon footprint.

### State of the art design

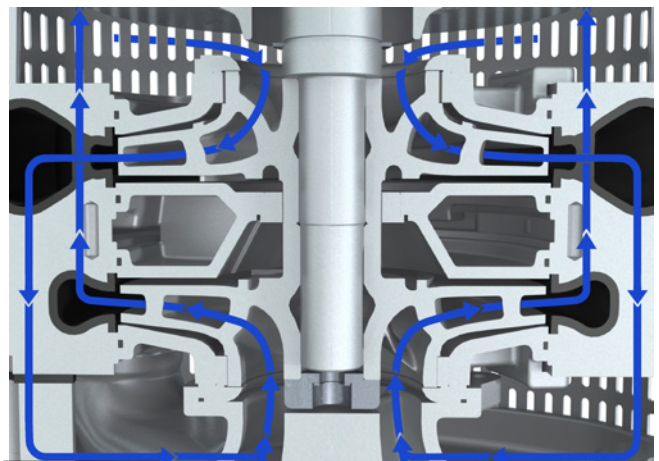
The innovative design with dual impellers allows for a quick and simple conversion between hydraulic performance options, reducing the need to addition inventory to cover the range. Both high head and high flow versions use the same two impellers.

In the HD version, the water circulates from the first impeller to the second impeller, connecting the impellers in series, creating higher pressure.

For the ND version, the impellers are connected in parallel. The water flows into both impellers simultaneously, creating higher flow.



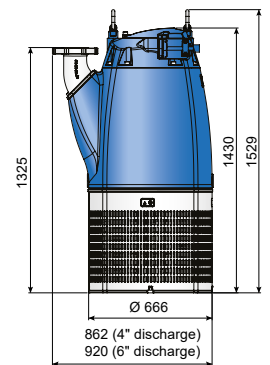
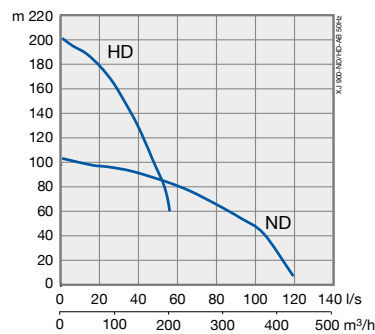
XJ 900 ND



XJ 900 HD

### Submersible drainage pump XJ 900

|                       |  |
|-----------------------|--|
| <b>XJ 900 ND</b>      | <b>High flow</b>                                   |
| <b>XJ 900 HD</b>      | <b>High head</b>                                   |
| Motor rating P2       | 90 kW, 3~  |
| Voltage (V)           | 400 / 500-550 / 690 / 1'000                        |
| Full load (A)         | 155 / 124 / 90 / 62                                |
| Speed                 | 2'970 rpm  |
| Strainer hole         | 8 x 34 mm  |
| Discharge connections | DN 100/4" (standard HD)<br>DN 150/6" (standard ND) |
| Flange connections    | Class 250 (standard HD)<br>Class 150 (standard ND) |
| Weight (excl. cable)  | 1'200 kg   |
| Motor protection      | Built-in   |
| Electric cable        | 20 m (longer cable on request)                     |



# Submersible drainage center-line pumps JC and XJC

Submersible drainage center-line pumps JC and XJC are excellent for pumping water and dirty water mixed with light abrasives. The slim design makes them easy to move and easy to handle, and they are perfect for applications with limited installation space.

## 1 Easy and fail-safe starting

In XJC pump models, an optional AquaTronic unit can be used instead of a built-in contactor. The AquaTronic unit compensates for incorrect phase order, which ensures correct motor rotation every time. (Additional AquaTronic functions for electronic supervision are explained on pages 18-21.) In JC pump models, a built-in contactor with an automatic restart function protects the motor.

## 2 Wear resistance

An impeller and wear ring in white cast iron, as well as diffusers coated in oil-resistant nitrile rubber, provide high abrasion resistance.

## 3 Reliable operation

Double mechanical shaft seals in an oil bath, with primary seal surfaces in silicon carbide and secondary seal surfaces in silicon carbide on carbon, extend the life of the pump. Pumps XJC 50 - XJC 110 have a double cable-entry seal system that increases the protection against moisture entering the electrical junction area. A double outer casing and good heat convection enable the pump to operate continuously at low levels – or even run dry without damaging the motor.

## 4 Serviceability

Due to the modular design, the same parts can be used for different pumps, which lowers the overall service costs. The adjustable wear ring ensures proper clearance throughout the impeller lifetime. External inspection ports for the oil and motor chambers enable quick and easy evaluation of the shaft seal during service. By removing the top cover of the pump, the electrical junction area can easily be checked.

## 5 Less energy and environmental impact

Pumps XJC 50 - XJC 110 are equipped with high-efficiency motors and new hydraulics, which combine with low-friction bearings to reduce power losses. The result is low total energy costs and minimized carbon footprint.

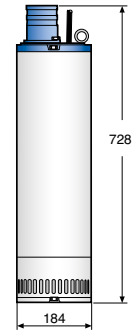
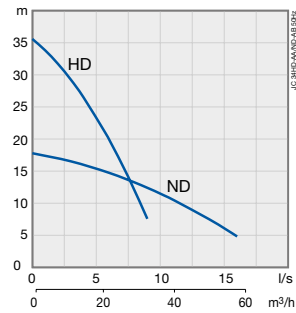
## 6 Flexibility

Pumps XJC 50 - XJC 110 allow conversion between high-volume and high-head hydraulics with only a few parts, ensuring the right performance for the application.



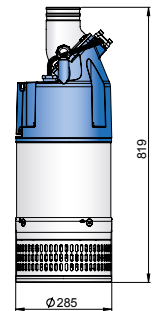
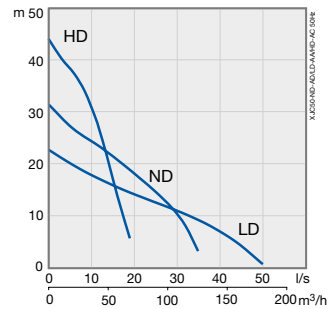
## Submersible drainage center-line pump JC 34

|                       |                                    |
|-----------------------|------------------------------------|
| <b>JC 34 ND</b>       | <b>Medium head</b>                 |
| <b>JC 34 HD</b>       | <b>High head</b>                   |
| Motor rating P2       | 3 kW, 3~                           |
| Voltage (V)           | 230 / 400 / 500                    |
| Full load (A)         | 12.7 / 7.3 / 5.5                   |
| Speed                 | 2'850 rpm                          |
| Strainer hole         | 8 x 33 mm                          |
| Discharge connections | Hose 2", 3"<br>Thread G/BSP 2", 3" |
| Weight (excl. cable)  | 31 kg                              |
| Motor protection      | Built-in                           |
| Electric cable        | 20 m                               |



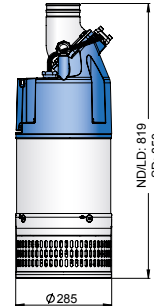
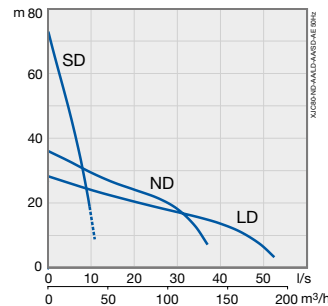
## Submersible drainage center-line pump XJC 50

|                       |  |
|-----------------------|--|
| <b>XJC 50 ND*</b>     | <b>Medium head</b>                         |
| <b>XJC 50 LD*</b>     | <b>High flow</b>                           |
| <b>XJC 50 HD*</b>     | <b>High head</b>                           |
| Motor rating P2       | 5.6 kW, 3~                                 |
| Voltage (V)           | 230 / 400 / 500-550 / 690 / 1'000          |
| Full load (A)         | 19.7 / 11.3 / 9.0-10.8 / 6.6 / 4.5         |
| Speed                 | 2'930 rpm                                  |
| Strainer hole         | 7.5 x 22 mm                                |
| Discharge connections | Hose 3", 4", 6"<br>Thread G/BSP 3", 4", 6" |
| Weight (excl. cable)  | 59 kg                                      |
| Motor protection      | Built-in                                   |
| Electric cable        | 20 m                                       |



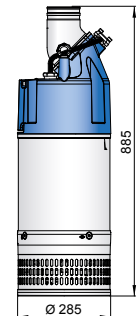
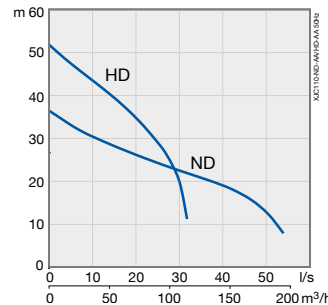
## Submersible drainage center-line pump XJC 80

|                       |  |
|-----------------------|--|
| <b>XJC 80 ND*</b>     | <b>Medium head</b>                         |
| <b>XJC 80 LD*</b>     | <b>High flow</b>                           |
| <b>XJC 80 SD*</b>     | <b>High head</b>                           |
| Motor rating P2       | 8.3 kW, 3~                                 |
| Voltage (V)           | 230 / 400 / 500-550 / 690 / 1'000          |
| Full load (A)         | 27.8 / 16 / 13.8 / 9.3 / 6.4               |
| Speed                 | 2'920 rpm                                  |
| Strainer hole         | 7.5 x 22 mm                                |
| Discharge connections | Hose 3", 4", 6"<br>Thread G/BSP 3", 4", 6" |
| Weight (excl. cable)  | 63 kg (ND/LD), 78 kg (SD)                  |
| Motor protection      | Built-in                                   |
| Electric cable        | 20 m                                       |



## Submersible drainage center-line pump XJC 110

|                       |  |
|-----------------------|--|
| <b>XJC 110 ND*</b>    | <b>Medium head</b>                         |
| <b>XJC 110 HD*</b>    | <b>High head</b>                           |
| Motor rating P2       | 11.8 kW, 3~                                |
| Voltage (V)           | 230 / 400 / 500-550 / 690 / 1'000          |
| Full load (A)         | 37.4 / 21.5 / 17.2 / 12.5 / 8.6            |
| Speed                 | 2'920 rpm                                  |
| Strainer hole         | 7.5 x 22 mm                                |
| Discharge connections | Hose 3", 4", 6"<br>Thread G/BSP 3", 4", 6" |
| Weight (excl. cable)  | 80 kg                                      |
| Motor protection      | Built-in                                   |
| Electric cable        | 20 m                                       |



\* Option: AquaTronic, built-in electronic pump control.

# Submersible sludge pump JS

Submersible sludge pump JS is excellent for pumping dirty water and water mixed with solids. The pump has a slim design and low weight, which makes it easy to move and easy to handle.

## 1 Easy to start

A built-in contactor connected to the thermal sensors in the stator windings protects the motor from overheating and features an automatic restart function.

JS 4, JS 7 and JS 8 are equipped for immediate plug-in with automatic level control start as standard and offer a dry running protection.

## 2 Clog-free pumping

A free-flow vortex impeller and pump volute make the pump ideal for pumping solids. The impeller is available in different sizes to meet specific requirements.

## 3 Reliable operation

Both the impeller and volute are made from heavy-duty ductile iron for maximum durability. Double mechanical shaft seals in an oil bath, with primary and secondary seal surfaces in silicon carbide, extend the life of the pump.

## 4 Convenient handling

The top cover and motor housing are made of lightweight aluminum, which creates a pump that is very easy to handle and install.

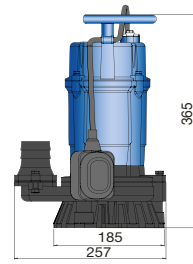
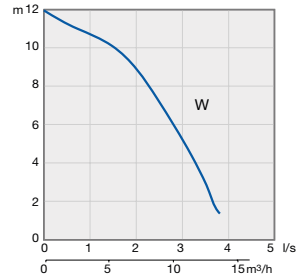
## 5 Serviceability

Due to the modular design, the same parts can be used for different pumps, which lowers the overall service costs. External inspection ports for the oil and motor chambers enable quick and easy evaluation of the shaft seal during service. By removing the top cover of the pump, the electrical junction area can easily be checked.



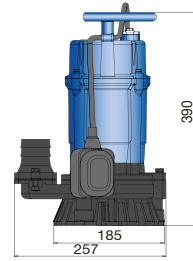
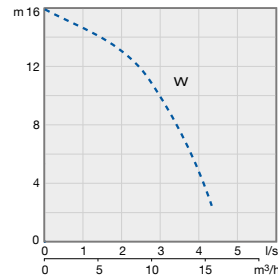
## Submersible sludge pump JS 4

|                       |                                       |
|-----------------------|---------------------------------------|
| <b>JS 4 W</b>         | <b>1-phase</b>                        |
| Motor rating P2       | 0,4 kW, 1~                            |
| Voltage (V)           | 230                                   |
| Full load (A)         | 3                                     |
| Speed                 | 2'850 rpm                             |
| Strainer hole         | 6 mm                                  |
| Discharge connections | Hose 2"<br>Thread G/BSP 2"<br>Storz C |
| Weight (excl. cable)  | 13,8 kg                               |
| Motor protection      | Built-in                              |
| Electric cable        | 10 m                                  |



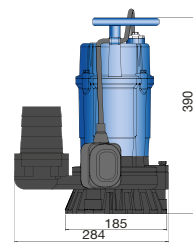
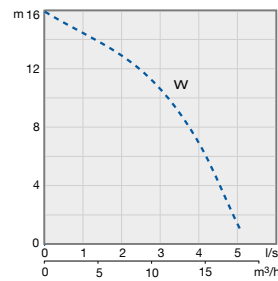
## Submersible sludge pump JS 7

|                       |                                       |
|-----------------------|---------------------------------------|
| <b>JS 7 W</b>         | <b>1-phase</b>                        |
| Motor rating P2       | 0,75 kW, 1~                           |
| Voltage (V)           | 230                                   |
| Full load (A)         | 5                                     |
| Speed                 | 2'850 rpm                             |
| Strainer hole         | 6 mm                                  |
| Discharge connections | Hose 2"<br>Thread G/BSP 2"<br>Storz C |
| Weight (excl. cable)  | 16,8 kg                               |
| Motor protection      | Built-in                              |
| Electric cable        | 10 m                                  |



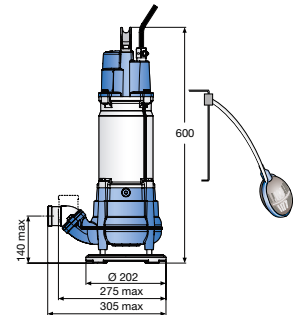
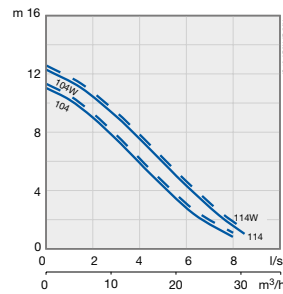
## Submersible sludge pump JS 8

|                       |                                       |
|-----------------------|---------------------------------------|
| <b>JS 8 W</b>         | <b>1-phase</b>                        |
| Motor rating P2       | 0,75 kW, 1~                           |
| Voltage (V)           | 230                                   |
| Full load (A)         | 5                                     |
| Speed                 | 2'850 rpm                             |
| Strainer hole         | 6 mm                                  |
| Discharge connections | Hose 3"<br>Thread G/BSP 2"<br>Storz B |
| Weight (excl. cable)  | 18,3 kg                               |
| Motor protection      | Built-in                              |
| Electric cable        | 10 m                                  |



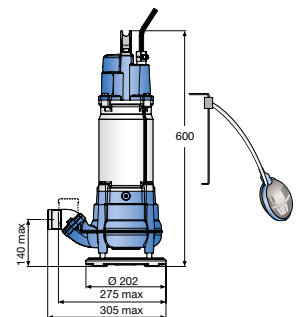
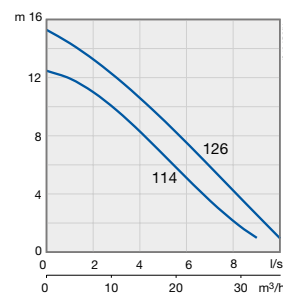
## Submersible sludge pump JS 12

|                       |             |  |                 |
|-----------------------|-------------|--|-----------------|
| <b>JS 12 W/WKS*</b>   | <b>-104</b> | <b>1-phase</b>                               |                 |
| <b>JS 12 W/WKS*</b>   | <b>-114</b> | <b>1-phase</b>                               |                 |
| <b>JS 12 D/DKS*</b>   | <b>-104</b> | <b>3-phase</b>                               |                 |
| <b>JS 12 D/DKS*</b>   | <b>-114</b> | <b>3-phase</b>                               |                 |
| Motor rating P2       |             | 0,9 kW, 1~                                   | 0,9 kW, 3~      |
| Voltage (V)           |             | 230  | 230 / 400 / 500 |
| Full load (A)         |             | 5,5  | 3,8 / 2,2 / 1,8 |
| Speed                 |             | 2'770 rpm                                    | 2'770 rpm       |
| Free passage          |             | Ø 40 mm                                      |                 |
| Discharge connections |             | Hose 2", 2½", 3"<br>Thread G/BSP 2", 2½", 3" |                 |
| Weight (excl. cable)  |             | 20 kg (W), 19 kg (D)                         |                 |
| Motor protection      |             | Built-in                                     |                 |
| Electric cable        |             | 20 m   |                 |



## Submersible sludge pump JS 15

|                         |  |
|-------------------------|--|
| <b>JS 15D/DKS* -114</b> | <b>3-phase</b>                               |
| <b>JS 15D/DKS* -126</b> | <b>3-phase</b>                               |
| Motor rating P2         | 1,4 kW, 3~                                   |
| Voltage (V)             | 230 / 400 / 500                              |
| Full load (A)           | 5,2 / 3,0 / 2,4                              |
| Speed                   | 2'800 rpm                                    |
| Free passage            | Ø 40 mm                                      |
| Discharge connections   | Hose 2", 2½", 3"<br>Thread G/BSP 2", 2½", 3" |
| Weight (excl. cable)    | 20 kg  |
| Motor protection        | Built-in                                     |
| Electric cable          | 20 m   |



\* Built-in float switch available as option. KS version not available in 500 V.

# Submersible sludge pump XJS

Submersible sludge pump XJS is excellent for pumping dirty water and water mixed with solids. The slim design makes the pump easy to move and easy to handle.

## 1 Easy and fail-safe starting

Instead of a built-in contactor, an optional AquaTronic unit can be used. The AquaTronic unit compensates for incorrect phase order, which ensures correct motor rotation every time. (Additional AquaTronic functions for electronic supervision are explained on pages 18-21.)

## 2 Clog-free pumping

A free-flow vortex impeller and pump volute make the pump ideal for pumping solids. The impeller is available in different sizes to meet specific requirements.

## 3 Reliable operation

Both the impeller and volute are made from heavy-duty ductile iron for maximum durability. Double mechanical shaft seals in an oil bath, with primary seal surfaces in silicon carbide and secondary seal surfaces in silicon carbide on carbon, extend the life of the pump. A double cable-entry seal system increases the protection against moisture entering the electrical junction area.

## 4 Convenient handling

The top cover and motor housing are made of lightweight aluminum, which creates a pump that is very easy to handle and install.

## 5 Serviceability

Due to the modular design, the same parts can be used for different pumps, which lowers the overall service costs. External inspection ports for the oil and motor chambers enable quick and easy evaluation of the shaft seal during service. By removing the top cover of the pump, the electrical junction area can easily be checked.

## 6 Less energy and environmental impact

The high-efficiency motor and hydraulics combine with low-friction bearings to reduce power losses. The result is low total energy costs and minimized carbon footprint.



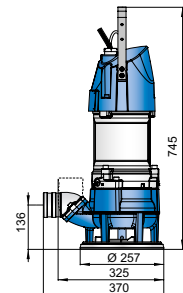
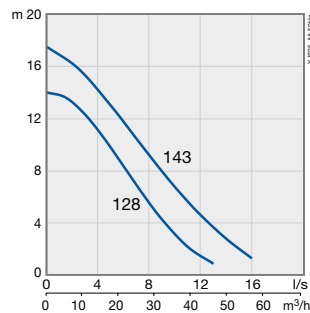
## Submersible sludge pump XJS 25

### XJS 25 D\* -128

### XJS 25 D\* -143

|                       |  |
|-----------------------|--|
| Motor rating P2       | 2.5 kW, 3~                                   |
| Voltage (V)           | 230 / 400 / 500-550 / 690 / 1'000            |
| Full load (A)         | 8.8 / 5.1 / 4.3 / 2.9 / 2.0                  |
| Speed                 | 2'920 rpm                                    |
| Free passage          | 45 x 55 mm                                   |
| Discharge connections | Hose 2½", 3", 4"<br>Thread G/BSP 2½", 3", 4" |

|                      |          |
|----------------------|----------|
| Weight (excl. cable) | 39 kg    |
| Motor protection     | Built-in |
| Electric cable       | 20 m     |



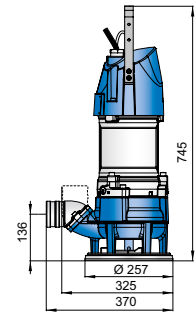
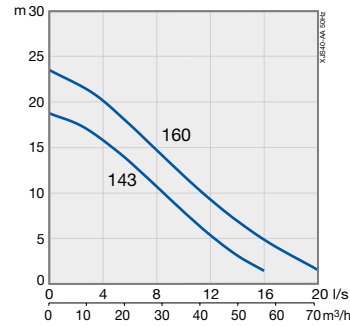


## Submersible sludge pump XJS 40

### XJS 40 D\* -143

### XJS 40 D\* -160

|                       |  |
|-----------------------|--|
| Motor rating P2       | 3.7 kW, 3~                                   |
| Voltage (V)           | 230 / 400 / 500-550 / 690 / 1'000            |
| Full load (A)         | 13.2 / 7.6 / 6.1 / 4.4 / 3.0                 |
| Speed                 | 2'860 rpm                                    |
| Free passage          | 45 x 55 mm                                   |
| Discharge connections | Hose 2½", 3", 4"<br>Thread G/BSP 2½", 3", 4" |
| Weight (excl. cable)  | 41 kg  |
| Motor protection      | Built-in                                     |
| Electric cable        | 20 m   |

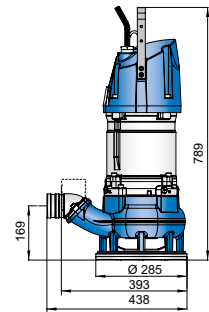
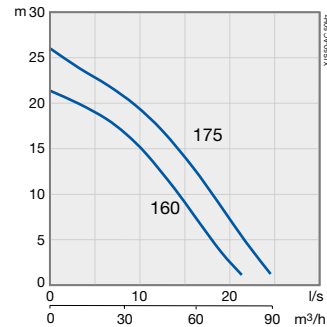


## Submersible sludge pump XJS 50

### XJS 50 D\* -160

### XJS 50 D\* -175

|                       |  |
|-----------------------|--|
| Motor rating P2       | 5.6 kW, 3~                                   |
| Voltage (V)           | 230 / 400 / 500-550 / 690 / 1'000            |
| Full load (A)         | 19.7 / 11.3 / 9.0-10.8 / 6.6 / 4.5           |
| Speed                 | 2'930 rpm                                    |
| Free passage          | 48 x 60 mm                                   |
| Discharge connections | Hose 2½", 3", 4"<br>Thread G/BSP 2½", 3", 4" |
| Weight (excl. cable)  | 59 kg  |
| Motor protection      | Built-in                                     |
| Electric cable        | 20 m   |

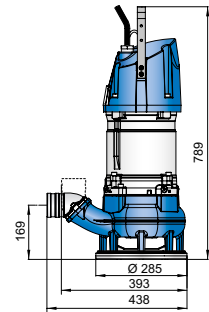
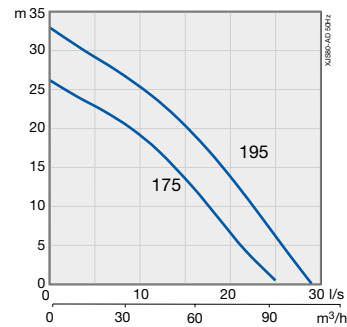


## Submersible sludge pump XJS 80

### XJS 80 D\* -175

### XJS 80 D\* -195

|                       |  |
|-----------------------|--|
| Motor rating P2       | 8.3 kW, 3~                                   |
| Voltage (V)           | 230 / 400 / 500-550 / 690 / 1'000            |
| Full load (A)         | 27.8 / 16 / 13.8 / 9.3 / 6.4                 |
| Speed                 | 2'920 rpm                                    |
| Free passage          | 48 x 60 mm                                   |
| Discharge connections | Hose 2½", 3", 4"<br>Thread G/BSP 2½", 3", 4" |
| Weight (excl. cable)  | 64 kg  |
| Motor protection      | Built-in                                     |
| Electric cable        | 20 m   |

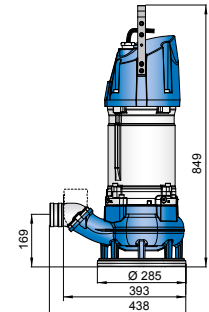
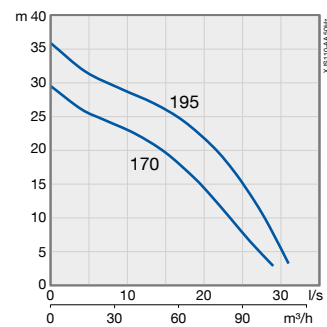


## Submersible sludge pump XJS 110

### XJS 110 D\* -170

### XJS 110 D\* -195

|                       |  |
|-----------------------|--|
| Motor rating P2       | 11.8 kW, 3~                                  |
| Voltage (V)           | 230 / 400 / 500-550 / 690 / 1'000            |
| Full load (A)         | 37.4 / 21.5 / 17.2 / 12.5 / 8.6              |
| Speed                 | 2'920 rpm                                    |
| Free passage          | 48 x 60 mm                                   |
| Discharge connections | Hose 2½", 3", 4"<br>Thread G/BSP 2½", 3", 4" |
| Weight (excl. cable)  | 80 kg  |
| Motor protection      | Built-in                                     |
| Electric cable        | 20 m   |



\* Option: AquaTronic, built-in electronic pump control.

# Dewatering pumps with built-in AquaTronic

---

Submersible dewatering pumps XJ 25 - XJ 110, XJC 50 - XJC 110 and XJS 25 - XJS 110 have several options for electronic supervision that make them even more reliable and easy to use. Most important is the AquaTronic unit, which ensures correct motor rotation, gives motor protection, allows the pump to start via a level sensor and gives you all the performance information in your PC, and much more.

## **Built-in AquaTronic**

The contactor in the basic pump configuration can be replaced with an AquaTronic unit for built-in intelligence. The AquaTronic unit should be ordered when ordering the pump.

## **Ensures correct motor rotation**

The AquaTronic unit automatically controls phase order and changes the motor connection to make sure the pump starts with the correct impeller rotation every time. This ensures that full capacity is obtained from the installed pump, it saves energy and reduces wear.

## **No control panels needed**

The built-in pump electronics eliminate the need for traditional electrical control panels. This increases ease of handling.

## **Motor protection ensures safe running**

The pump stops if there is a power overload at high amperage, a high temperature in the winding or a missing phase. In this way any crucial failures can be prevented.

## **Anti-clog function reduces unwanted stops**

If the pump fails to start due to a heavy start or a locked rotor, the pump will attempt to free the blocked impeller with backspin and automatic restart.



---

The AquaTronic unit in the pump work in stand-alone mode, but when adding the electronic accessories below, more of the unit's functions can be accessed.

### **Dewatering pump with AquaTronic and level sensor**

A level sensor connected to the AquaTronic makes sure the pump starts and stops at given water levels.

The pump can also be set to stop when the pump runs dry and start again at a specified level. This lowers the power consumption and minimizes wear.



### **Dewatering pump with AquaTronic and AquaPlug**

When using an AquaPlug you will get access to additional features included in the AquaTronic unit.

The pump can be set to energy save mode for automatic on/off functionality with level sensors.

Both units provide flashing LED light alarms as well as indications of important parameters for easy and efficient handling, such as the service indication light that helps to easily spot alarms.

Another function is the automatic restart when power supply problems, such as unbalanced voltage or low/high voltage, are solved.

You can easily stop and start the pump with the AquaPlug.



### **Built-in intelligence with service diagnostics program**

Check the pump conditions without disassembly by simply connecting the pump to a PC via a USB cable for access to the service diagnostics program. The program will show the pump data saved in the pump's built-in memory such as:

- Pump status data
- Pump operating history
- Pump failure history
- Pump service/maintenance history
- Digital manual and spare parts documentation



# Overview of electronic supervision features

---

## AquaTronic

Key benefits of the AquaTronic unit include:

- Correction of motor rotation if phases are improperly connected
- Run mode - no control panels needed
- Integrated start equipment (direct or soft start depending on pump model)
- Motor protection against high temperature, high amperage and missing phase

If the pump is also equipped with an optional level sensor, AquaTronic provides:

- Precise level control
- Protection against dry running

## AquaTronic service diagnostic program

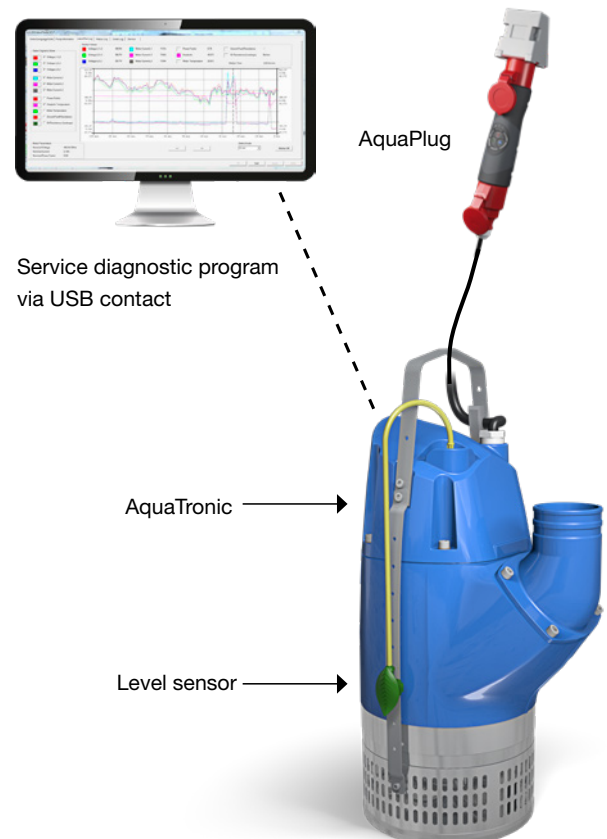
Connecting a PC to the AquaTronic unit via USB cable provides access to the service diagnostic program, which offers:

- Pump status data (temp, voltage, moisture, etc.)
- Pump operating history
- Pump failure history
- Pump service and maintenance history
- Digital manual and spare parts documentation

## AquaPlug

AquaPlug is an option that combines with AquaTronic to provide additional alarm and start/stop functions, as well as indications for important parameters.

AquaPlug is incorporated into the power line via 16 A or 32 A sockets.



The table below shows the range of features available when the AquaTronic unit and other electronic supervision options are used with the submersible dewatering pumps XJ 25-110, XJC 50-110 and XJS 25-110.

| Electronic supervision feature     | Basic pump configuration with contactor | Pump with AquaTronic | Pump with AquaTronic + level sensor | Pump with AquaTronic + AquaPlug | Pump with AquaTronic + AquaPlug + level sensor |
|------------------------------------|---|----------------------|-------------------------------------|---------------------------------|--|
| Run mode                           | ●                                       | ●                    | ●                                   | ●                               | ●  |
| Integrated start equipment         | ●                                       | ●                    | ●                                   | ●                               | ●  |
| Automatic correction of rotation   |   | ●                    | ●                                   | ●                               | ●  |
| Motor protection – high temp       | ●                                       | ●                    | ●                                   | ●                               | ●  |
| Motor protection – high amp        |   | ●                    | ●                                   | ●                               | ●  |
| Protection against missing phase   |   | ●                    | ●                                   | ●                               | ●  |
| Level control                      |   |                      | ●                                   |                                 | ●  |
| Protection against dry running     |   |                      | ●                                   |                                 | ●  |
| Automatic restart                  |   |                      | ●                                   |                                 | ●  |
| Stop mode                          |   |                      |                                     | ●                               | ●  |
| E-mode<br>(automatic stop/run)     |   |                      | ●                                   |                                 | ●  |
| Indication of water in oil         |   |                      |                                     | ●                               | ●  |
| Indication of low motor insulation |   |                      |                                     | ●                               | ●  |
| Indication of high/low voltage     |   |                      |                                     | ●                               | ●  |
| Indication of high temp            |   |                      |                                     | ●                               | ●  |
| Indication of high amp             |   |                      |                                     | ●                               | ●  |
| Indication of phase imbalance      |   |                      |                                     | ●                               | ●  |
| USB cable connection               |   | ●                    | ●                                   | ●                               | ●  |


● = Fault indication when pump is automatically stopped to protect the motor

# Pump options and accessories

---

## AquaTronic unit for correct motor rotation

Our built-in AquaTronic unit integrates electronic intelligence into the pump, ensuring correct motor rotation by automatically adjusting for incorrect phase order. It also protects the motor by stopping the pump in the event of over-amperage, overheating, low or high voltage or missing phase. Another feature of the AquaTronic unit is the internal software that allows pump performance and service diagnostics data to be viewed on a PC via USB link, enabling accurate evaluation of service and maintenance needs. The workshop manual and spare parts list, readily available in the AquaTronic unit, can be viewed via the link as well. The AquaTronic unit should be ordered when ordering the pump.



## AquaPlug

AquaPlug is an option that combines with AquaTronic to provide additional alarm and start/stop functions, as well as indications for important parameters. AquaPlug is incorporated into the power line via 16 A or 32 A sockets.



## Level sensor for precise and cost effective water level control

Together with AquaTronic, the level sensor provides precise and cost-effective water level control, and helps lower power consumption.



## SoftDrive for cost effective operation

Sulzer offers a built-in SoftDrive concept on the J 205 pumps. It reduces starting current dramatically and provides smooth operation for both the power net and pump equipment. The pump can be started with a smaller-sized generator compared to a standard pump started directly on-line.



## Quick and easy installation with flotation ring

Sulzer offers a solution for pumps up to 45 kg. The ring is easy to install and can be used with dewatering pumps J 12 - J 15, XJ 25 - XJ 40.



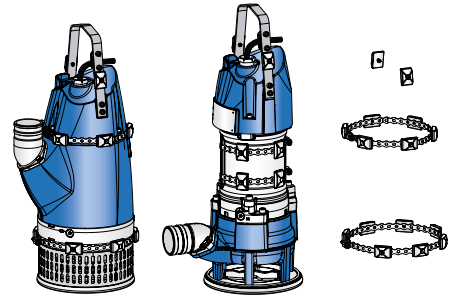
## Flotation system to prevent unnecessary wear

An easy-to-install flotation system for pumps up to 1'300 kg. Can be used as a series installation with several pontoons. The system is mainly designed for J 205 - J 604 and XJ 900.

---


### Zinc anode belts for more durable operation

Sulzer submersible dewatering pumps can easily be fitted with zinc anode belts providing protection against galvanic corrosion. The cast parts of the pump can also be protectively coated, ensuring trouble-free operation when pumping salty or brackish water.




### Polyurethane for prolonged drainage pump life

Sulzer offers wear rings in polyurethane, which increases resistance when pumping fine sand and other abrasive mediums. Polyurethane-coated wear rings are available as an option on J 205 - J 604.



### Series connections for pumping high heads

With minimal effort, the standard Sulzer drainage pumps can be rebuilt to function in series for high head applications.



### Bottom suction adapter for total water removal

On pumps J 12 - J 15, the standard bottom plate may be replaced by a bottom suction adapter. A basement floor or a tank can be pumped practically dry with this adapter.



### Repair kits that save time and money

Sulzer offers repair kits for all submersible dewatering pumps. The repair kits include common parts required for a typical repair. Our modular pump design makes it possible to repair all drainage and sludge pumps with just a few repair kits.

**The Sulzer Flow division keeps your processes flowing. Wherever fluids are treated, pumped, or mixed, we deliver highly innovative and reliable solutions for the most demanding applications.**

---

The Flow division specializes in pumping solutions specifically engineered for the processes of our customers. We provide pumps, agitators, compressors, grinders, screens and filters developed through intensive research and development in fluid dynamics and advanced materials. We are a market leader in pumping solutions for water, oil and gas, power, chemicals and most industrial segments.

---

E10361 en 9.2024, Copyright © Sulzer Ltd 2024

This brochure is a general presentation. It does not provide any warranty or guarantee of any kind. Please, contact us for a description of the warranties and guarantees offered with our products. Directions for use and safety will be given separately. All information herein is subject to change without notice.

